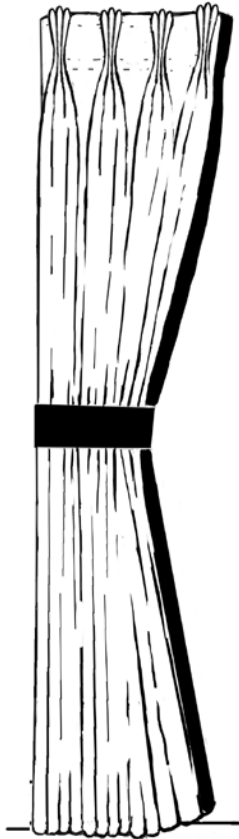





**Style 1021** Shirred Drapery  
**Option 490** 2-cord tape  
**Style 9050** Attach valance to drapery  
**Style 3021** Shirred Valance  
**Option 753** Shaped Bottom  
**Option 195** Shaped Banding  
**Style 9043** Sewn on Rings



**Style 1011** Pleated Drapery  
 3 Finger Pinch Pleat  
**Option 200** Vertical Banding  
**Style 1500** Standard Tieback



**Style 1021** Shirred Drapery  
**Option 485** Monte Carlo Tape,  
 pencil pleat  
**Option 784** Belt Loops

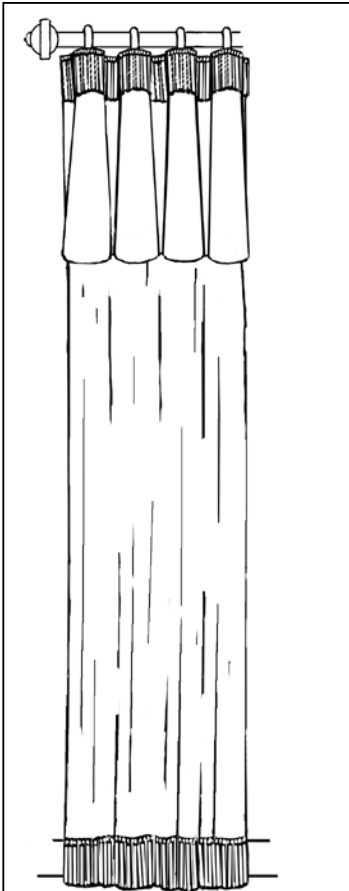


**Style 1011** Pleated Drapery  
 3 Finger Pleat  
**Style 9050** Attach valance to drapery  
**Style 3010** Pleated Valance  
 3 Finger Pleat  
**Option 810** Applied trim,  
 decorative gimp (applied)  
**Option 810** Applied trim, brush fringe,  
 bottom edge (inserted)

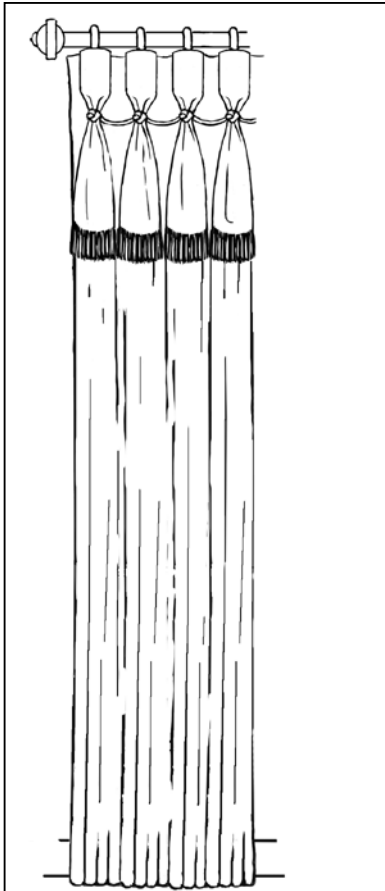


**Style 1011** Pleated Drapery  
 Goblet Pleat  
**Option 200** Vertical Banding  
**Style 9035** Attach Button Tassels  
**Style 9043** Sewn on Rings

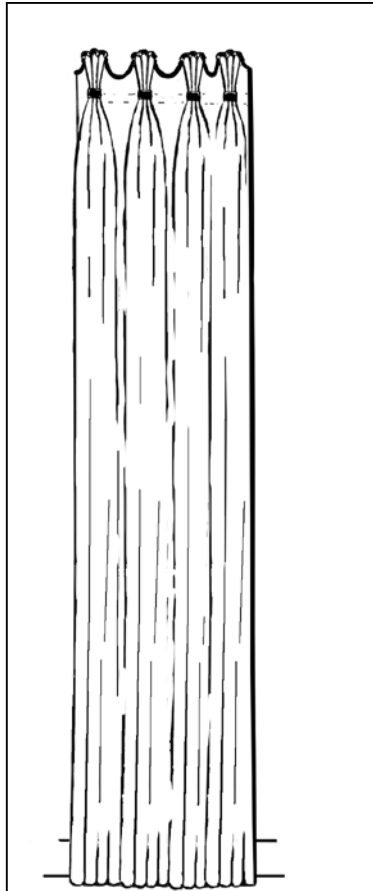
(Installed with Decorative  
 Sconce for Tieback Holder)



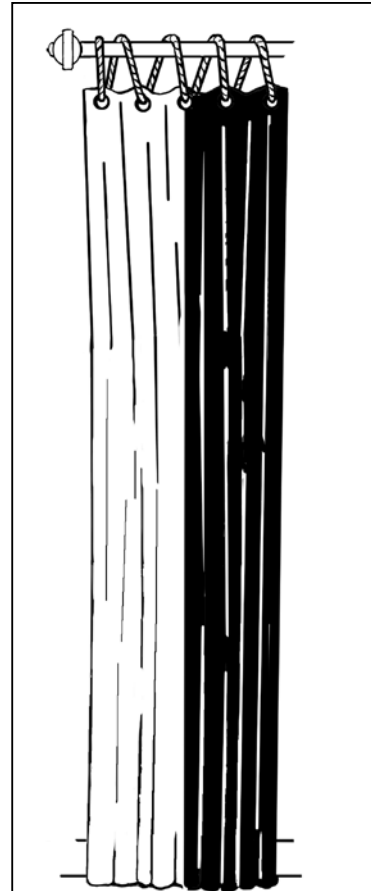
- Style 1011** Pleated Drapery  
Cartridge Pleat
- Option 810** Applied Trim, bullion, flush with hem (applied)
- Style 9050** Attach valance to drapery
- Style 3010** Pleated Valance  
Cartridge Pleat
- Option 810** Applied Trim, bullion, top edge (applied)
- Style 9043** Sewn on Rings



- Style 1011** Pleated Drapery  
Goblet Pleat
- Style 9050** Attach valance to drapery
- Style 3010** Pleated Valance  
Goblet Pleat
- Option 810** Applied trim, brush fringe, bottom edge (applied)
- Style 9021** Knotted Rope
- Style 9043** Sewn on Rings

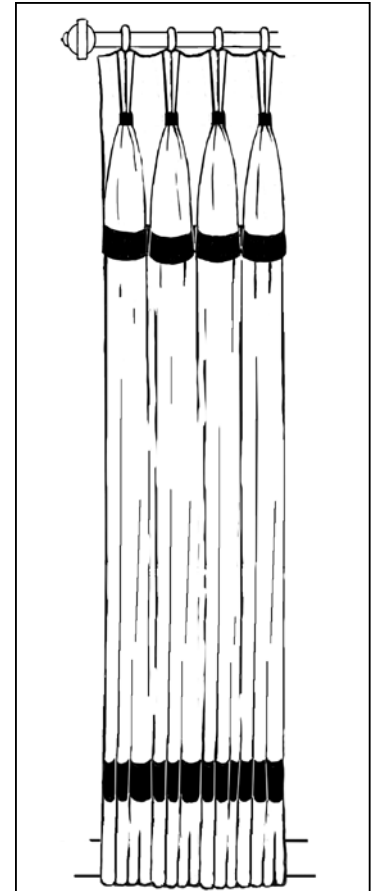


- Style 1011** Pleated Drapery  
3 Finger Pleat
- Option 775** Scalloped Top
- Option 150** 1/4" Horizontal Cording, top edge
- Option 355** 1/4" Vertical Cording, overlap edge
- Style 9025** Attached tie bands (tabs)



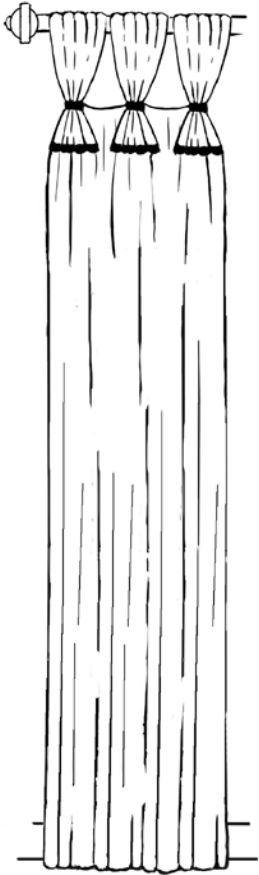
- Style 1270** Flat Panel
- Style 9061** Small Grommets
- Style 9020** Attach Multicolor Sections

(Installed with Rope)

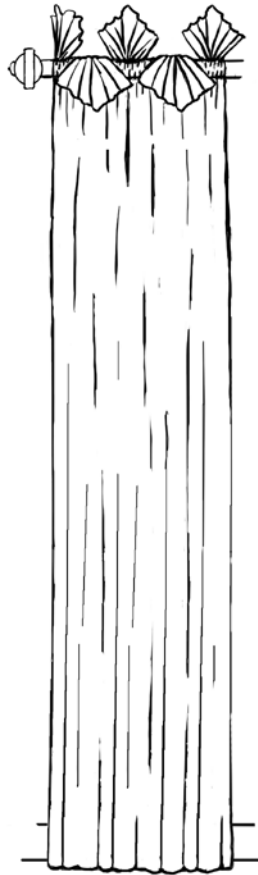


- Style 1011** Pleated Drapery  
2 Finger Pleat
- Option 198** Horizontal banding, set up
- Style 9050** Attach valance to drapery
- Style 3010** Pleated Valance  
2 Finger Pleat
- Option 198** Horizontal banding, flush on edge
- Style 9025** Attached tie bands (tabs)
- Style 9043** Sewn on Rings

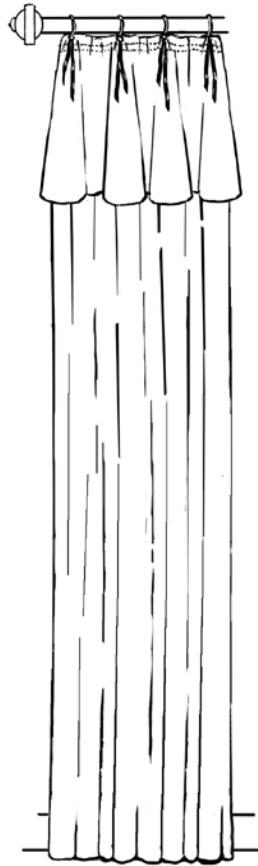




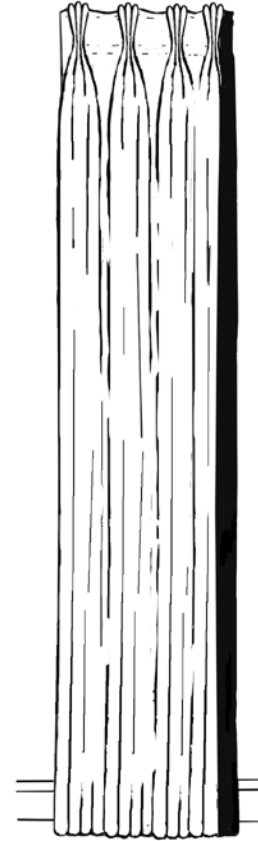
**Style 1271** Flat Panel  
**Option 786** Full width tab tops  
**Option 785** Contrast fabric ties  
**Style 9071** Contrast banding, bottom edge of tabs




**Style 1021** Shirred Drapery  
**Option 651** Tulip Top Header



**Style 1021** Shirred Drapery  
**Option 490** 2-cord tape  
**Style 9050** Attach valance to drapery  
**Style 3020** Shirred valance  
**Style 9070** String Ties

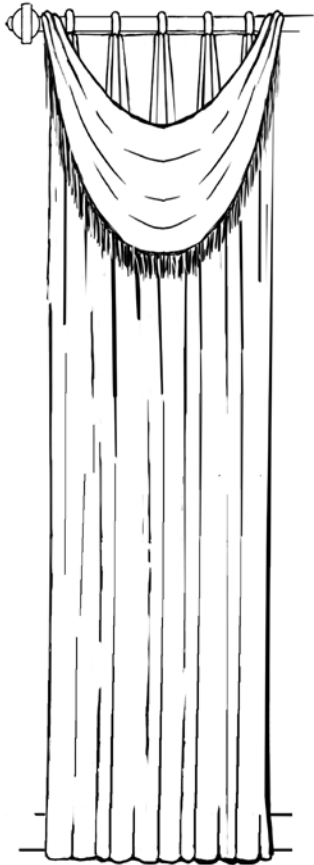


**Style 1011** Pleated Drapery  
**Option 775** 3 Finger Pleat  
**Option 200** Scalloped Top  
**Option 200** Vertical Banding, overlap edge



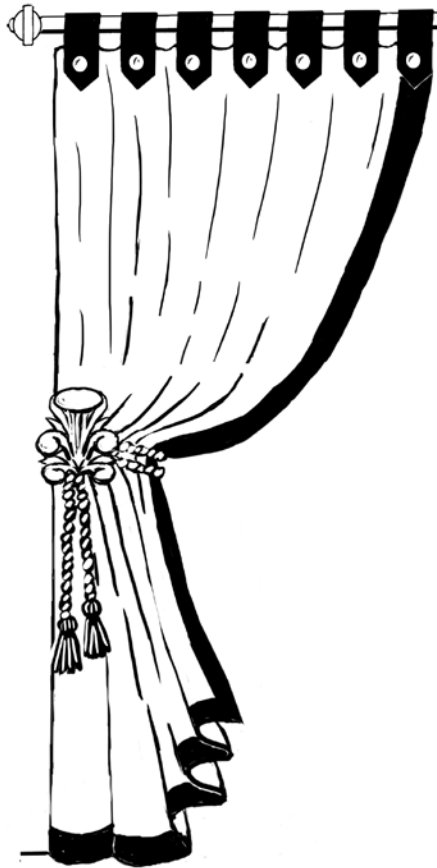
**Style 1020** Shirred Drapery  
**Option 355** 1/4" Vertical cording, overlap edge

(Installed with 2 Tassel Tiebacks)



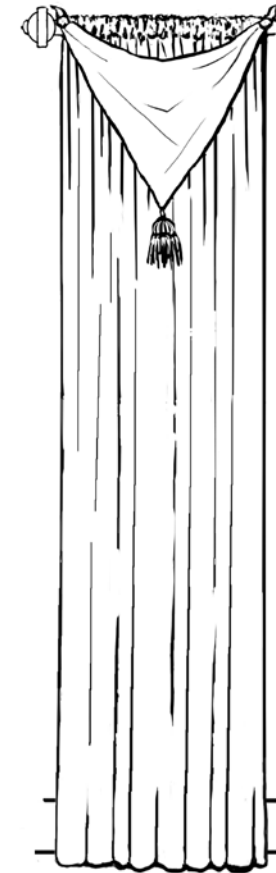
- Style 1011** Pleated Drapery French Pleat
- Style 9043** Sewn on Rings
- Style 4085** Scarf Swag
- Option 811** Applied Trim, bullion, bottom edge (inserted)

(This look achieved at installation by installing swag over drapery)



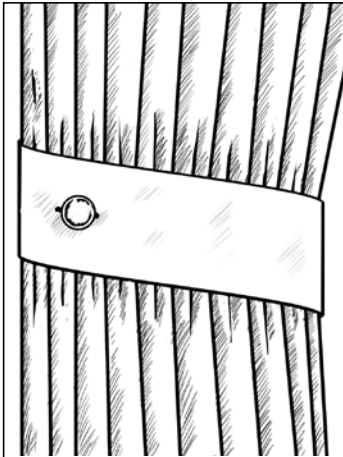
- Style 1270** Flat Panel
- Option 200** Vertical Banding, overlap
- Option 198** Horizontal Banding, bottom edge
- Style 9025** Tabs, pointed
- Style 9027** Attach COM button

(Installed with Tassel Tieback and Decorative Sconce)

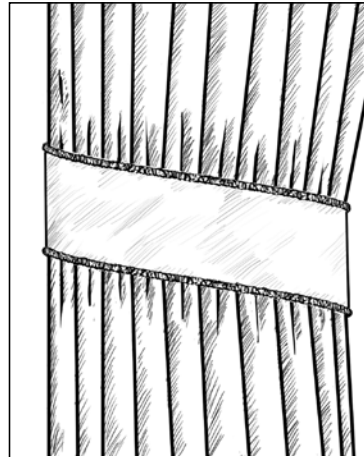


- Style 1021** Shirred Drapery
- Style 3422** Flag valance, knotted corners
- Style 9035** Attach tassel

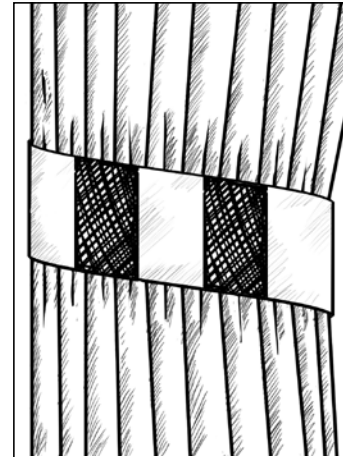
(This look achieved at installation by installing flag over drapery)




**Style 1500** Standard Tieback  
**Option 9027** COM Button




**Style 1500** Standard Tieback  
**Option 161** Shirred Cording



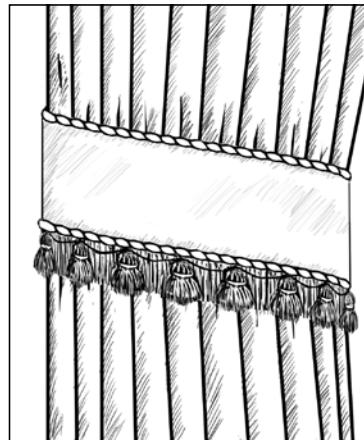
**Style 1500** Standard Tieback  
**Option 200** Vertical Banding




**Style 1500** Standard Tieback  
**Option 810** Applied Trim Cording Top (inserted)  
**Option 810** Applied Trim Cording Bottom (inserted)  
**Style 9035** Attached Button Tassel



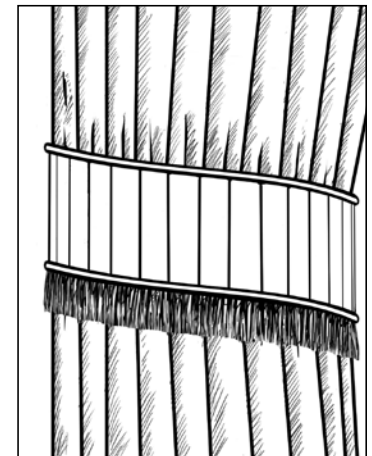
**Style 1500** Standard Tieback  
Pointed End  
**Option 150** Cording, 1/4"




**Style 1500** Standard Tieback  
**Option 810** Applied Trim - tassel fringe (inserted)  
**Option 810** Applied Trim - Cording Top (inserted)  
**Option 810** Applied Trim - Cording Bottom (inserted)



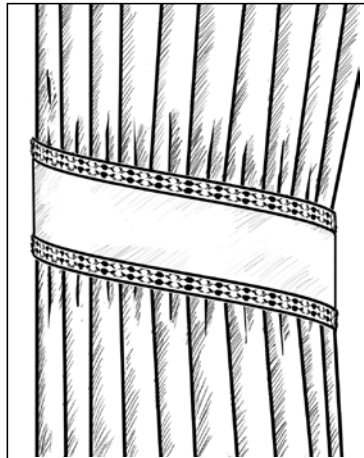
**Style 1500** Standard Tieback  
**Option 810** Applied Trim - Cording (inserted)  
**Option 361** Ruffle Top Layer  
**Option 361** Ruffle Bottom Layer



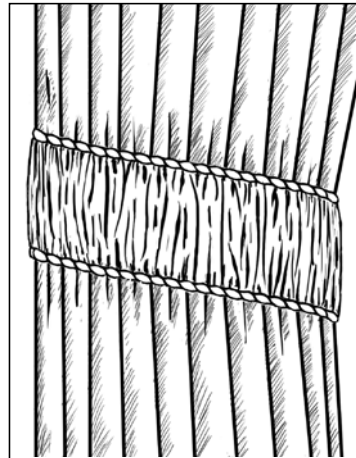
**Style 1700** Pleated Tieback  
**Option 810** Applied Trim - Fringe (inserted)




**Style 1500** Standard Tieback  
**Option 150** Cording, ¼"  
**Style 4500** Attached Rosette  
**Style 9050** Attached Combination  
 Styles




**Style 1500** Standard Tieback  
**Option 810** Applied Trim - Gimp Top  
 (applied)  
**Option 810** Applied Trim - Gimp Bottom  
 (applied)



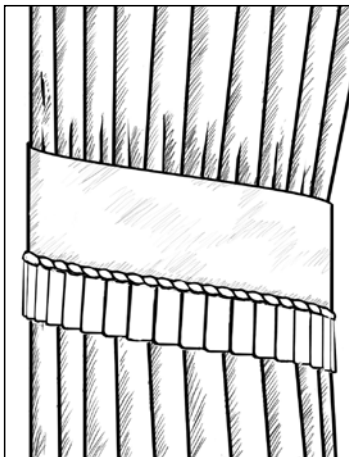
**Style 1670** Shirred Tieback  
**Option 810** Applied Trim - Cording  
 Top (inserted)  
**Option 810** Applied Trim - Cording  
 Bottom (inserted)



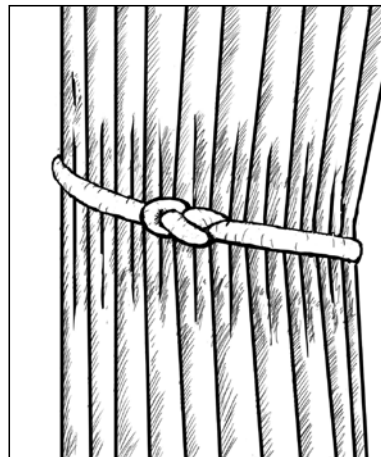
**Style 1500** Standard Tieback  
**Option 150** Cording, ¼"  
**Style 4580** Stiffened Bow  
**Style 9050** Attached Combination  
 Styles



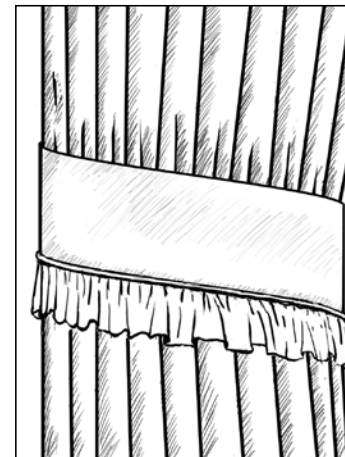
**Style 1500** Standard Tieback  
**Option 800** Applied Trim - Gimp (x2)  
**Style 9035** Attached Tassel Tieback



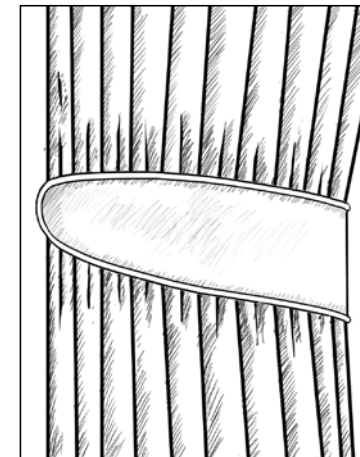
**Style 1500** Standard Tieback  
**Option 810** Applied Trim - Cording  
 (inserted)  
**Option 361** Pleated Ruffle



**Style 1520** Covered 1" Welt Cord Tieback  
 (Knotted at installation)



**Style 1500** Standard Tieback  
**Option 150** Cording, ¼"  
**Option 361** Shirred Ruffle



**Style 1500** Standard Tieback  
**Option 764** Contoured  
**Option 150** Cording, ¼"

